



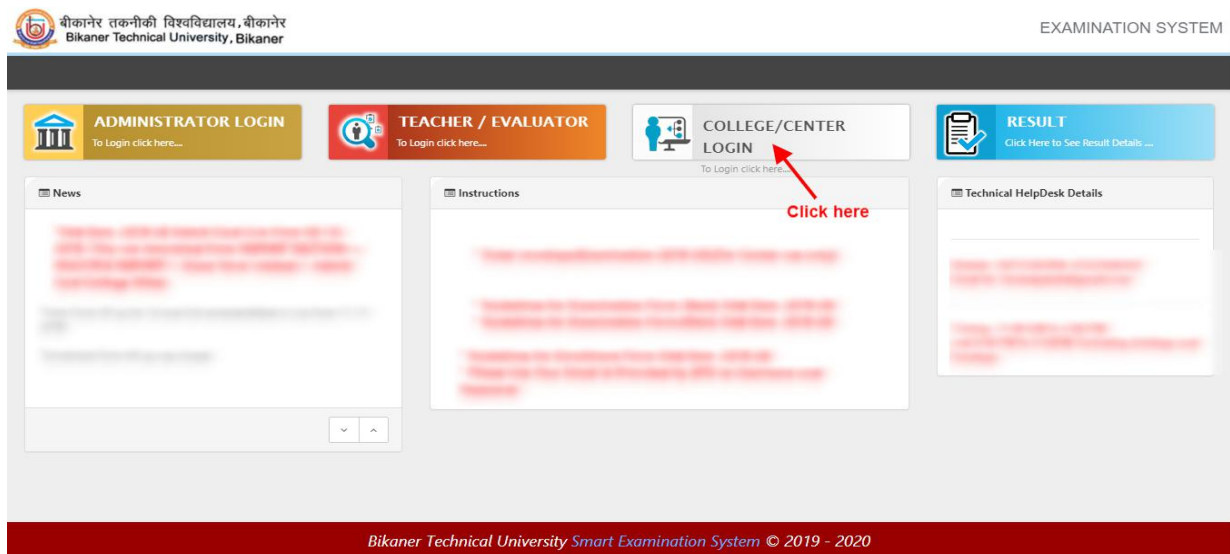
## Guidelines for Examination Related for Center only Bikaner Technical University, Bikaner. (Academic session 2019-2020)

What all do you need to Enter Absentee Roll Number for Bikaner Technical University, Bikaner?

As an Center admin you would need the following things

**User Name** and **Password** of Center login .

Please click on "**College/ Center Login**" tab given on the home page of the Online Portal (<https://btu.ucanapply.com/smartexam/public/>). Screenshot as bellow.



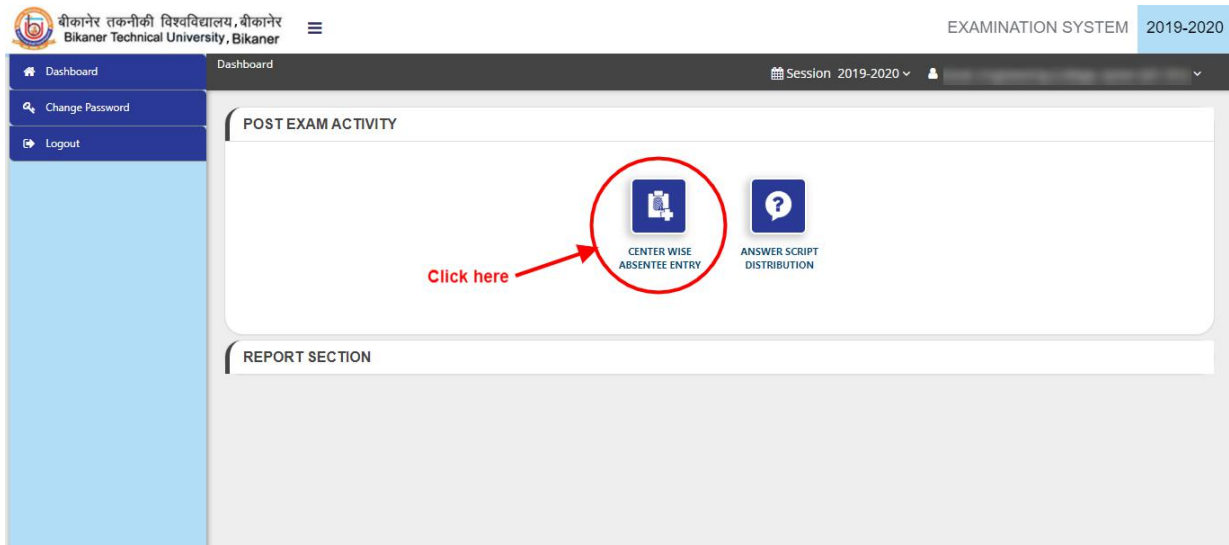
On clicking the '**College/ Center Login**' tab the login pop up will open. Fill the "**User Name**" and "**Password**" and click on **Submit**. Screenshot as bellow.



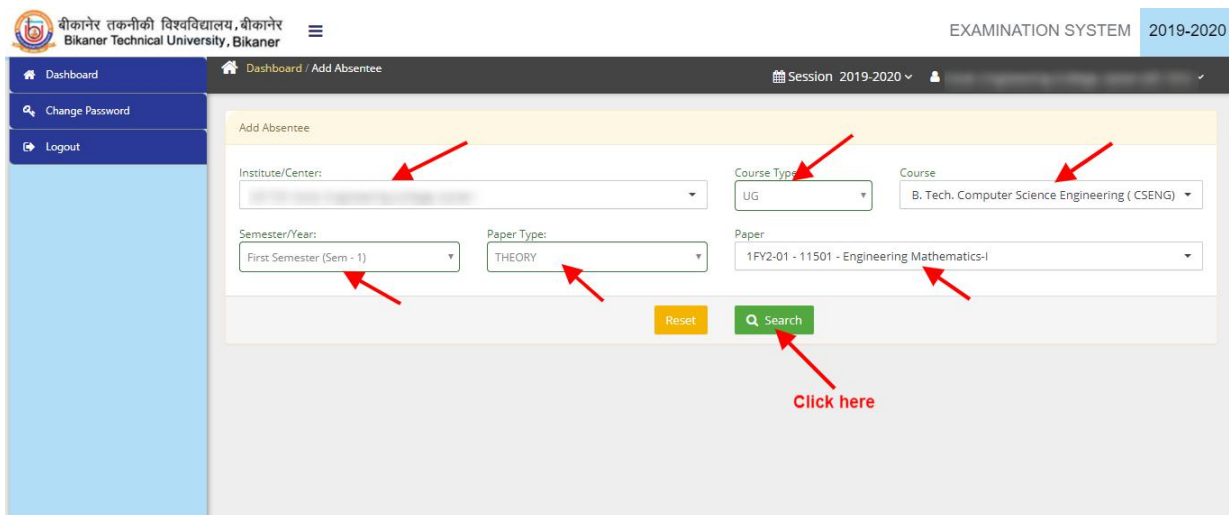


# बीकानेर तकनीकी विश्वविद्यालय Bikaner Technical University

After Login, you will get the Dashboard page, Please click on “Center Wise Absentee Entry” tab, Screenshot as bellow.



After Click on ‘Center Wise Absentee Entry’ tab the “Add Absentee” panel will open, Enter all the Required/ Mandatory fields and click on “Search” button to get entry list. As in screenshot.



Now After Search the “Absentee Entry Panel Centre Wise” panel will open to fill the Absentee roll numbers. Enter the valid roll numbers of Absent students one by one and click on save (Blue colour) button. After complete entry click on “Submit & Lock” button. screenshot as bellow.

## Note :

1. After enter the valid roll number the entered roll number change in green colour that means the entered roll is valid and click on Save button (blue colour button). On click on save button the entered roll will be save.

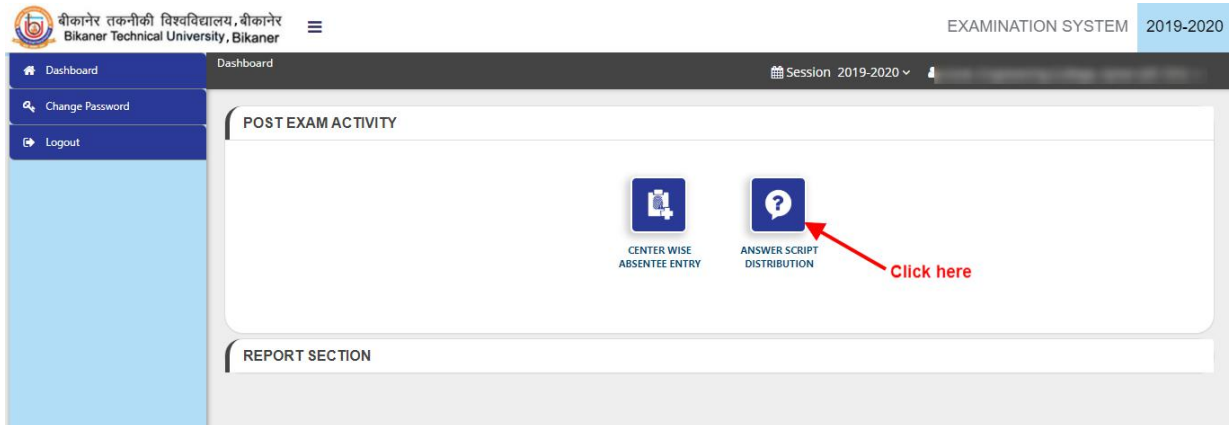




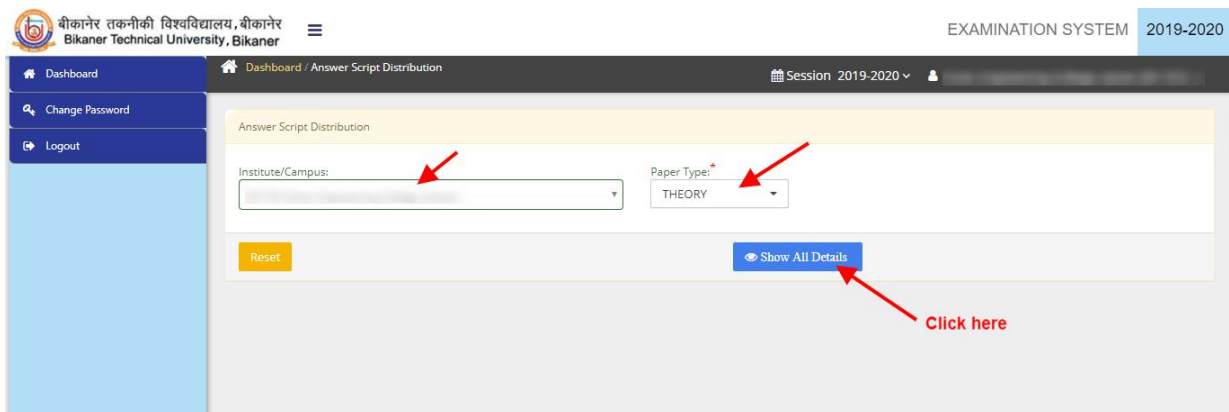
# बीकानेर तकनीकी विश्वविद्यालय Bikaner Technical University

What all do you need for Answer Script Distribution for Bikaner Technical University, Bikaner?

Now go to on Dashboard Page. Please click on “**Answer Script Distribution**” tab, Screenshot as below.



After Click on ‘**Answer Script Distribution**’ in “**Answer Script Distribution**” panel enter all the Required/ Mandatory fields and click on “**Show all Details**” button to list. As in screenshot.





बीकानेर तकनीकी विश्वविद्यालय  
Bikaner Technical University

Answer Script's Details Date Wise

Sl.No	Date Of Exam	Total Student	Total Absentee	Total Script Used	Total Script Waste	
1	2019-12-09	389	13	<input type="text" value="376"/>	<input type="text" value="0"/>	Editing Not Allowed After One day's of entry
2	2019-12-10	360	0	<input type="text" value="360"/>	<input type="text" value="Waste Script"/>	<input type="button" value="Submit"/>
3	2019-12-11	38	0	<input type="text" value="38"/>	<input type="text" value="Waste Script"/>	<input type="button" value="Submit"/>
4	2019-12-12	384	0	<input type="text" value="384"/>	<input type="text" value="Waste Script"/>	<input type="button" value="Submit"/>
5	2019-12-13	222	0	<input type="text" value="222"/>	<input type="text" value="Waste Script"/>	<input type="button" value="Submit"/>
6	2019-12-16	177	0	<input type="text" value="177"/>	<input type="text" value="Waste Script"/>	<input type="button" value="Submit"/>
7	2019-12-17	361	0	<input type="text" value="361"/>	<input type="text" value="Waste Script"/>	<input type="button" value="Submit"/>
8	2019-12-18	280	0	<input type="text" value="280"/>	<input type="text" value="Waste Script"/>	<input type="button" value="Submit"/>

Waste Scripts Enter Here

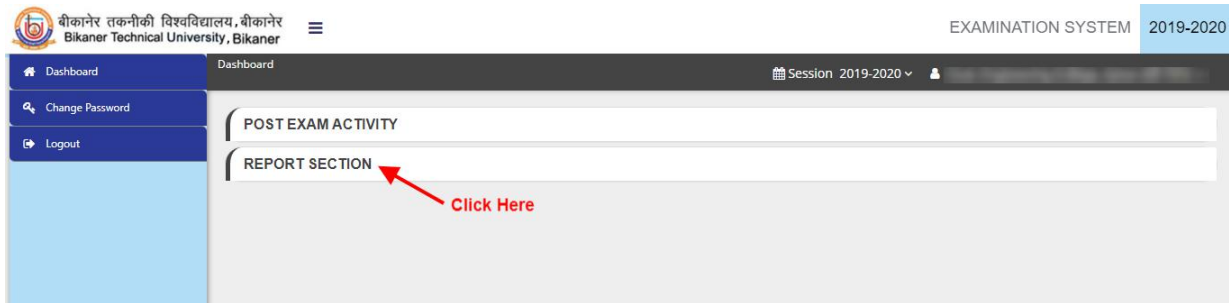
To submit the Script details

In Answer Script Distribution list if required enter any Waste Scripts then Click on **Submit** button.

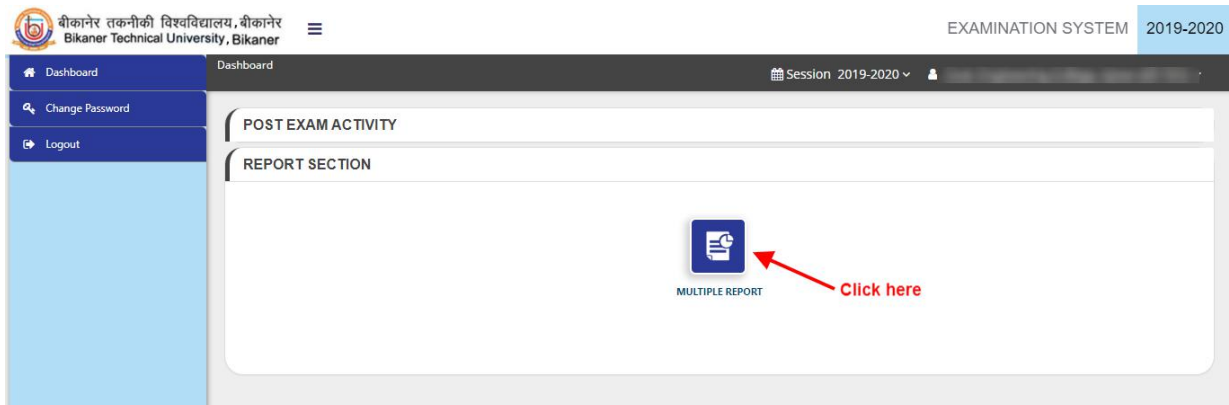


## Multiple Report

To get Multiple Report go to on Dashboard Page. Please click on “**Report Section**” tab, Screenshot as bellow.



Now in Report Section click on “**Multiple Report**”, tab, Screenshot as bellow.



In Multiple Report Section, Enter all the Required/ Mandatory fields and click on “**Get Report**” button. The PDF report will download.

**Note :**

**For Absentee Report Centre wise, Examination statement, UC ANSWER BOOK, Statement of Question Paper and Diary Chief Superintendent, Select all one by one and get report**



# बीकानेर तकनीकी विश्वविद्यालय Bikaner Technical University

बीकानेर तकनीकी विश्वविद्यालय, बीकानेर  
Bikaner Technical University, Bikaner

EXAMINATION SYSTEM 2019-2020

Dashboard / Multiple Report Session 2019-2020

### Multiple Report

Report Type: EXAM\_RELATED

Select Report: Absentee Report Centre wise

Select Report Type: PDF

For Semester: First Semester ( Sem - 1)

For Subject Name: Basic Mechanical Engineering

For Course Name: B. Tech. Mechanical Engineering

Options in Select Report dropdown:  
-- Select --  
Attendance Sheet Center Wise  
ROLL LIST CENTER WISE  
**Absentee Report Centre wise**  
Examination statement  
UC ANSWER BOOK  
Statement of Question Paper  
Diary Chief Superintendent

**Select One by One**

**Get Absentee Report Centre wise**

Please wait until current report is generated. Have patience, don't press Get Report Button repeatedly.

बीकानेर तकनीकी विश्वविद्यालय, बीकानेर  
Bikaner Technical University, Bikaner

EXAMINATION SYSTEM 2019-2020

Dashboard / Multiple Report Session 2019-2020

### Multiple Report

Report Type: EXAM\_RELATED

Select Report: Absentee Report Centre wise

Select Report Type: PDF

For Semester: First Semester ( Sem - 1)

For Centre Name: [Empty]

For Subject Name: Basic Mechanical Engineering

For Course Name: B. Tech. Mechanical Engineering

**Get Absentee Report Centre wise**

Please wait until current report is generated. Have patience, don't press Get Report Button repeatedly.

### Instructions

**\* Outer envelope(Examination-2019-20)(For Center use only)**

**Online Support Services**  
**Bikaner Technical University, Bikaner.**  
**Admission Portal**